



Wake Up the Sheep

a sneak peek at Level 2



by
Marie Rippel

 ALL ABOUT *Reading*

Level 2

Wake Up the Sheep

a sneak peek at Level 2

Directions:

1. Print the activity. Be sure to print pages 3 and 4 double-sided; otherwise you can glue or tape the playing cards together.
2. Cut out the cards and place them in a pile with the words facing up.
3. Have your student wake up the napping sheep by choosing a “sleeping sheep” card and reading the word.
4. If your student reads the word correctly, he can turn the card over to reveal an “awake” sheep.
5. Continue reading the cards until all of the sleeping sheep are awake.


beef




cheek



deep




keep




wheel



meet




bleed



seed



sheep



sleep



deer



weed



